

## Following items are in the box:

- Tablet with power cord, adapter and a cover
- Scale, charging cable with magnetic knob(for daily use); data transfer cable (for software update); wall connector for scale

**NB! The micro USB nob is usually already installed on the scale!**

- Tablet stand



OR




## Step 1

Connect the tablet using a USB-C cable and plug it into a wall adapter. Switch on the tablet.

If the tablet does not switch on, the battery may be empty. Let it charge for a few minutes and try again.

**NB! Do not switch on the scales!**



When the tablet powers on, you may see a screen asking for a SIM card PIN. This screen should disappear in a few seconds without a need to insert anything. If the screen persists, type “0000” for PIN.

While you should be automatically diverted to the **Login** page of the waste tool, the process could stop on this screen.



Tap on the **Scalefusion** icon in the center to launch the Waste Tool “Login” page.

**LOGIN**

Username

Password

*In this tablet version, swipe upwards from the bottom of the screen to make the keyboard visible. Then tab the field you want to type into.*

The tablet is configured to stay in “awake” mode, the above mentioned process only applies when restarting the tablet.

If the tablet is not connected to the internet, a message “**You are offline**” will appear. In that case, press the switch on button to restart the tablet and start over from **Step 1**.


If you are still not able to connect the tablet to the network, please contact **Support**.

## Step 2

Connect the scale using a micro-USB cable or magnetic charging cable and plug it into a wall adapter.

**NB! Do not insert** batteries into the scale, it is programmed to work on cable only.

Switch the scale on.




Scale has following light indicators:

Red	No WiFi connection
Blue	WiFi connected, no internet.
Green	WiFi connected, sending data to server (blinking multiple times in second).
Yellow w	Scale is active. Blinking and random numbers are normal—they won't be sent to the server or affect your app data.
Pink	Server connection error
Pulsing light in any color means the scale is off or data cannot be read.	



If the scale does not power on, check carefully to ensure the cable is properly inserted, or that the micro USB magnet knob is in its place.



The knob can be removed by pulling, you might need a sharp item to help you get the knob off.

If scale powers on, proceed to **Administrative guide - restaurant configuration** to logging in and configuring your restaurant.